

La Chacarera

(Argentina)


La Chacarera is associated with the province of Santiago del Estero, but is performed throughout the entire country since 1850. Traditional instruments are the guitar, violin, and "bombo" (drum). It can be danced in single or double couple formations.

Pronunciation: lah CHAH-cah-REH-rah

Cassette: Danzas Argentinas #1

6/8 meter

Formation: (1 cpl): Ptrs face each other in a line going across the middle of an imaginary square.
(2 cpls): Ptrs face each other with 1 person in each corner of the square. M has W of other cpl on his L.



Steps and Styling: See glossary for description.

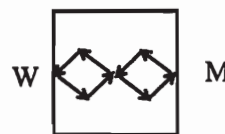
Meas

Pattern

8meas INTRODUCTION Stand in place clapping hands ("palmas") to the rhythm of the music.


I. AVANCE Y RETROCESO

- 1 Step on L across in front of R, with arms rounded and held diag fwd high, hands at approx eye level (Basic arm pos) (cts 1,2); step on ball of R ft beside middle of L ft (ct 3); step on L across R (cts 4-6). Fingers snap in rhythm with the music.
- 2 Repeat meas 1 with opp ftwk. These 2 meas make up "Basic step."
- 3-4 Repeat Basic step. M and W both describe a diamond shape starting diag R, meeting in the middle of the square. Make one side of diamond with each meas.



II. GIRO: SMALL CCW CIRCLE

- 1-4 2 Basic steps, beg with L, arms in Basic arm pos. Describe a small CCW circle, meeting midway in the imaginary square and ending back in orig pos. Directions same for M and W. M and W pass each other back to back in ctr of square.



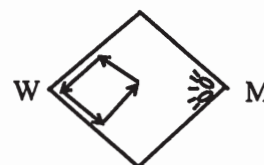
La Chacarera—continued

III. VUELTA—LARGE CCW CIRCLE

- 1-8 Beg L, dance 4 Basic steps (2 meas each) with arms held in Basic pos and fingers snapping to the rhythm of the music. Describe one large CCW circle, passing through each other's pos and ending back in starting pos.

IV. ZAPATEO Y ZARANDEO—M DOES FTWK IN PLACE, W MAKES DIAMOND SHAPE

- 1-8 M: With L hand in belt buckle and R arm down at side, perform Zapateo steps (either Basico or Cruzado).
- (1-4) W: Beg L, dance 2 Basic steps, describing a diamond shape, beg R diag fwd, making 1 side of diamond with each meas. R arm moves skirt to R side on meas 1, across body to L side on meas 2, back to the R side on meas 3 and 4.
- (5-8) Repeat diamond shape.

V. VUELTA—LARGE CCW CIRCLE

- 1-8 Repeat Fig III.

VI. ZAPATEO Y ZARANDEO—M DOES FTWK IN PLACE, W MAKES DIAMOND SHAPE

- 1-8 Repeat Fig IV.

VII. MEDIA VUELTA—HALF LARGE CCW CIRCLE

- 1-4 Beg L, dance 2 Basic steps (2 meas each) with arms held in Basic pos and fingers snapping to the rhythm of the music. Describe half a large CCW circle ending in opp pos.

VII. GIRO FINAL—FINAL SMALL CIRCLE

- 1-2 Beg L, M and W dance 1 Basic step, describing a small 1/2 circle, meeting in the center of diamond and passing back to back. Arms are in Basic pos.
- 3 M and W step away from ptr on L (cts 1-2); pivot CCW on L 180° to face ptr (ct 3); step on R twd ptr (cts 4-6).
- 4 M and W point L ft fwd and put R hand on ptr's L shldr (cts 1-2); hold (cts 3-6).



Repeat all eight figures of the dance once from opp pos. During the repeat of the 8-meas intro, M walks W back to her place and returns to his new pos.

Presented by Nora Dinzelbacher